

NOT FOR NEW DESIGN

Overview

The KEMET SBS9080 coils are common mode chokes with a wide variety of characteristics. These SMD toroidal coils are suitable for noise countermeasure in DC power line circuits.

Applications

- Audio-visual equipment
- Office automation equipment
- Digital appliances
- Home appliances
- Power supplies

Benefits

- Nickel-Zinc (Ni-Zn) ferrite core
- Withstanding voltage: 125 VDC (one minute, between lines)
- Insulation resistance: more than 10 MΩ (100 VDC, between lines)
- SMD, available in Tape & Reel
- Operating temperature range from -25°C to +50°C
- UL94 V-0 flame retardant rated cap
- RoHS Compliant

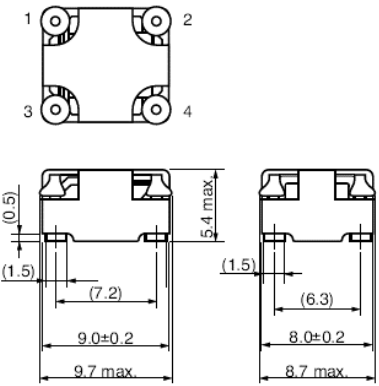
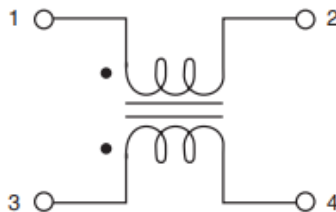
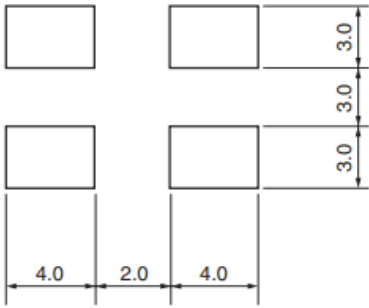


Part Number System

SBS	9080-	5	09T
Series	Size	Rated Current (A)	Inductance Code μ H
SBS	9080 = 9x8 mm	5 = 5 A	09T = 0.9 μ H

Dimensions – Millimeters

NOT FOR NEW DESIGN

Part Number	Dimensions - Millimeters	Circuit Diagram	Recommended Land Pattern - Millimeters
SBS9080			

Environmental Compliance

KEMET SBS9080 DC Line Filters comply with EU RoHS Directive 2011/65/EU and (EU) 2015/863. Products that fall under the exemptions listed in below table are also included.



Series	RoHS Compliant	RoHS Exemption Code
SBS9080	Yes	7(a)

Code	Exemption
7(a)	Lead in high melting temperature type solders (i.e. lead-based alloys containing 85 % by weight or more lead)

Performance Characteristics

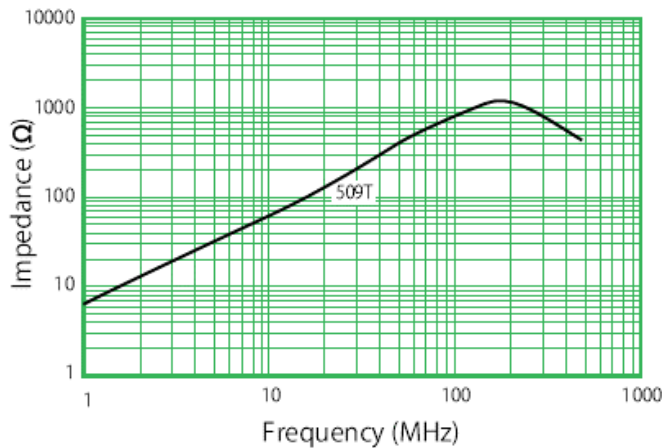
NOT FOR NEW DESIGN

Item	Performance Characteristics
Rated Voltage	50 VDC
Withstanding Voltage	125 VDC (1 minute, between lines)
Insulation Resistance	> 10 MΩ at 100 VDC (between lines)
Rated Current	5 A
Rated Inductance Range	0.9 μH
Inductance Measurement Condition	100 kHz
Rated DC Resistance	15 mΩ maximum
Operating Temperature	-25°C to +50°C (not including self-temperature rise)

Table 1 – Ratings & Part Number Reference

Part Number	Rated Voltage DC (V)	Rated Current DC (A)	Inductance (μH) Minimum	DC Resistance/Line (mΩ) Maximum	Weight (g)
SBS9080-509T	50	5	0.9	15	0.9

Frequency Characteristics



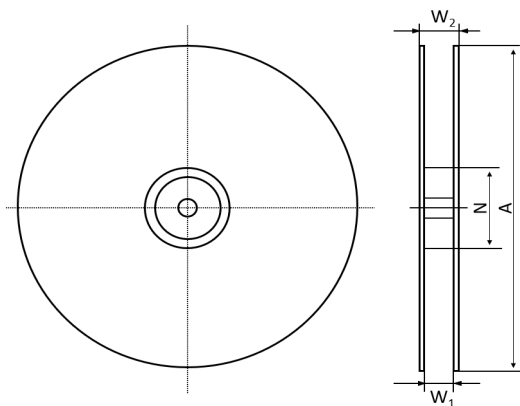
Packaging

Part Type	Packaging Type	Pieces per Package	Pieces per Box
SBS9080-509T	Tape & Reel	1,000	2,000

NOT FOR NEW DESIGN

A	B	W	F	E	P ₁	P ₂	P ₀	D ₀	T	T ₂	K
±0.3	±0.3	±0.3	±0.1	±0.1	±0.1	±0.1	±0.1	+0.1, -0.0	0.6≥	7.2≥	7.0≥
9.50	10.30	16.00	7.50	1.75	12.00	2.00	4.00	1.50	0.60	7.20	7.00

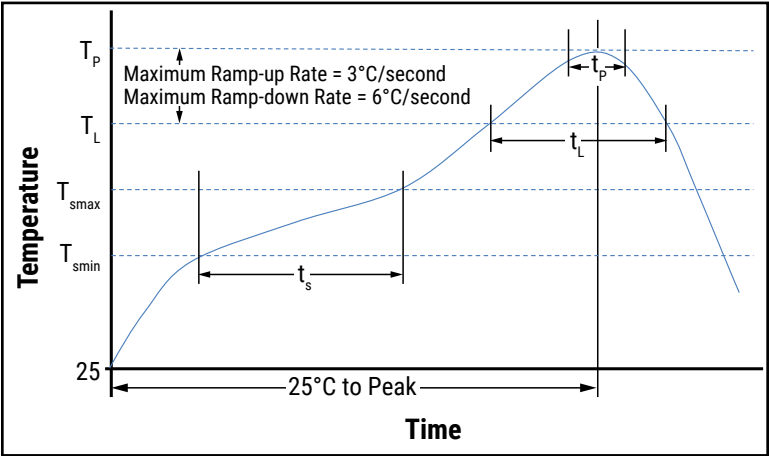
Reel Dimensions - Millimeters



A	N	W_1 +0.5	W_2 25.0 \geq
330.0	100.0	17.5	25.0

Soldering Process NOT FOR NEW DESIGN

Recommended Reflow Soldering Profile:



Reference ICP/JEDEC J-STD-020E

Profile Feature	Pb-Free Assembly
Preheat/Soak	
Temperature Minimum (T_{smin})	150°C
Temperature Maximum (T_{smax})	180°C
Time (t_s) from T_{smin} to T_{smax}	80 – 120 seconds
Ramp-up Rate (T_L to T_p)	3°C/second maximum
Liquidous Temperature (T_L)	230°C
Time Above Liquidous (t_L)	30 – 40 seconds
Peak Temperature (T_p)	250°C
Time within 5°C of Maximum Peak Temperature (t_p)	5 seconds maximum
Ramp-down Rate (T_p to T_L)	6°C/second maximum
Time 25°C to Peak Temperature	8 minutes maximum

Handling Precautions

NOT FOR NEW DESIGN

Precautions for product storage

DC Line Filters should be stored in normal working environments. While the chokes themselves are quite robust in other environments, solderability will be degraded by exposure to high temperatures, high humidity, corrosive atmospheres, and long term storage.

KEMET recommends that maximum storage temperature not exceed 40°C and maximum storage humidity not exceed 70% relative humidity. Atmospheres should be free of chlorine and sulfur bearing compounds. Temperature fluctuations should be minimized to avoid condensation on the parts. Do not store near strong magnetic fields, as this might magnetize the product.

For optimized solderability, DC line filter stock should be used promptly, preferably within six months of receipt.

Product temperature rise values

The values listed for temperature rise are the result of self-heating in wires when the rated current (commercial frequency) is applied. When using, check and evaluate the value of the core temperature rise under actual operating conditions.

KEMET Electronics Corporation Sales Offices

NOT FOR NEW DESIGN

For a complete list of our global sales offices, please visit <https://www.yageogroup.com/SalesResources/SalesOffices>

Disclaimer

YAGEO Corporation and its affiliates do not recommend the use of commercial or automotive grade products for high reliability applications or manned space flight.

All product specifications, statements, information and data (collectively, the "Information") in this datasheet are subject to change. The customer is responsible for checking and verifying the extent to which the Information contained in this publication is applicable to an order at the time the order is placed. All Information given herein is believed to be accurate and reliable, but it is presented without guarantee, warranty, or responsibility of any kind, expressed or implied.

Statements of suitability for certain applications are based on KEMET Electronics Corporation's ("KEMET") knowledge of typical operating conditions for such applications, but are not intended to constitute – and KEMET specifically disclaims – any warranty concerning suitability for a specific customer application or use. The Information is intended for use only by customers who have the requisite experience and capability to determine the correct products for their application. Any technical advice inferred from this Information or otherwise provided by KEMET with reference to the use of KEMET's products is given gratis, and KEMET assumes no obligation or liability for the advice given or results obtained.

Although KEMET designs and manufactures its products to the most stringent quality and safety standards, given the current state of the art, isolated component failures may still occur. Accordingly, customer applications which require a high degree of reliability or safety should employ suitable designs or other safeguards (such as installation of protective circuitry or redundancies) in order to ensure that the failure of an electrical component does not result in a risk of personal injury or property damage.

Although all product-related warnings, cautions and notes must be observed, the customer should not assume that all safety measures are indicated or that other measures may not be required.

When providing KEMET products and technologies contained herein to other countries, the customer must abide by the procedures and provisions stipulated in all applicable export laws and regulations, including without limitation the International Traffic in Arms Regulations (ITAR), the US Export Administration Regulations (EAR) and the Japan Foreign Exchange and Foreign Trade Act.

KEMET is a registered trademark of KEMET Electronics Corporation.