

Overview


The KEMET ST-110 coils are common mode chokes with a wide variety of characteristics. These through-hole toroidal coils are designed with our proprietary ferrite cores and are suitable for noise countermeasure in DC signal line circuits.

Applications

- Audio-visual equipment
- Office automation equipment
- Digital appliances
- Home appliances
- Power supplies
- Telephone Sets

Benefits

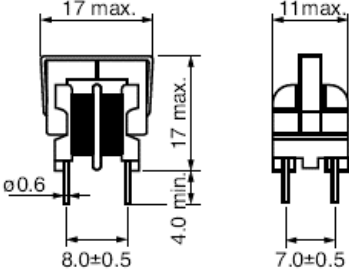
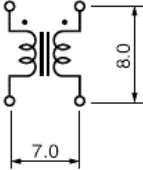
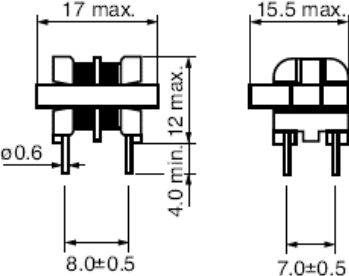
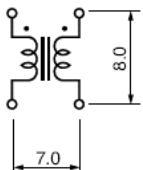
- Proprietary Manganese-Zinc (Mn-Zn) ferrite material
- Withstanding voltage: 500 VDC (one minute, between lines)
- Insulation resistance: more than 10 MΩ (250 VDC, between lines)
- Operating temperature range from -40°C to +75°C
- RoHS Compliant



Part Number System

ST-110	A	V
Series	Rated Current (mA)	Core Orientation
ST110-	A = 300 mA B = 150 mA	H = Horizontal V = Vertical

Dimensions – Millimeters

Part Number	Dimensions - Millimeters	Circuit Diagram - Millimeters
ST-110AV ST-110BV		
ST-110AH ST-110BH		

Environmental Compliance

All KEMET DC line filters are RoHS Compliant.



Performance Characteristics

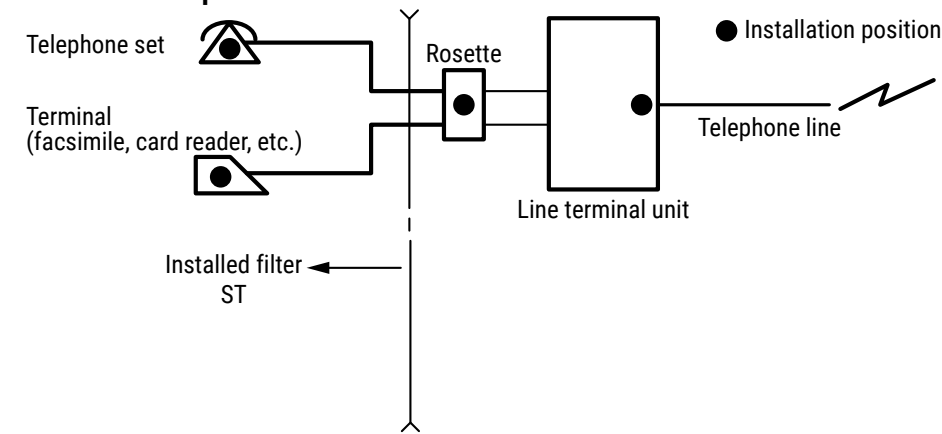
Item	Performance Characteristics
Rated Voltage	50 VDC
Withstanding Voltage	500 VDC (1 minute, between lines)
Insulation Resistance	> 10 MΩ at 250 VDC (between lines)
Rated Current Range	150 – 300 mA
Frequency Range	0.5 ~ 7.0 MHz
Impedance Range	27 – 150 kΩ minimum
Rated DC Resistance Range	3.0 – 7.5 mΩ maximum
Operating Temperature Range	-40°C to +75°C (not including self-temperature rise)

Table 1 – Ratings & Part Number Reference

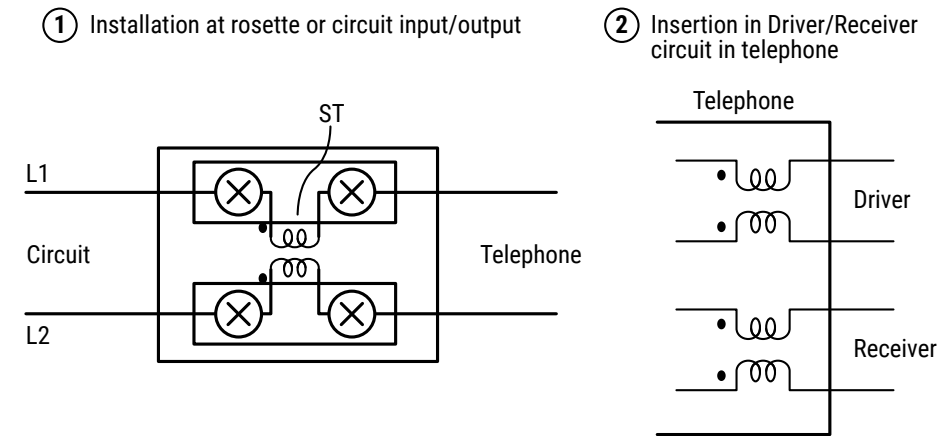
Part Number	Frequency Range (MHz)	Impedance (kΩ) Minimum	Rated Voltage DC (V)	Rated Current (mA)	DC Resistance/ Line (Ω) Maximum	Frequency Range	Weight (g)
ST-110AV	0.5 ~ 7.0	27 at 0.5 MHz	50	300	3.0	AM band	3.25
ST-110AH	0.5 ~ 7.0	27 at 0.5 MHz	50	300	3.0	AM band	3.30
ST-110BV	0.5 ~ 7.0	150 (Resonant)	50	150	7.5	AM band	3.30
ST-110BH	0.5 ~ 7.0	150 (Resonant)	50	150	7.5	AM band	3.25

Installation & Design Examples

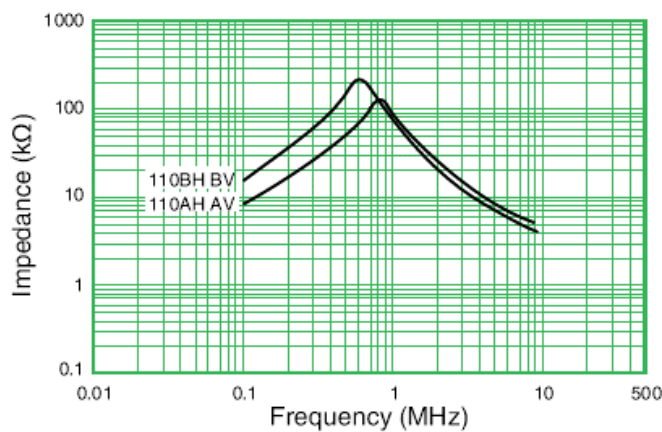
Installation Examples



Design Examples



Frequency Characteristics



Packaging

Part Type	Packaging Type	Pieces per Box
ST-110**	Tray	1,000

Handling Precautions

DC Line Filters should be stored in normal working environments. While the chokes themselves are quite robust in other environments, solderability will be degraded by exposure to high temperatures, high humidity, corrosive atmospheres, and long term storage.

KEMET recommends that maximum storage temperature not exceed 40°C and maximum storage humidity not exceed 70% relative humidity. Atmospheres should be free of chlorine and sulfur bearing compounds. Temperature fluctuations should be minimized to avoid condensation on the parts. Do not store near strong magnetic fields, as this might magnetize the product.

For optimized solderability, DC line filter stock should be used promptly, preferably within six months of receipt.

### Handling Precautions cont.

#### Product temperature rise values

The values listed for temperature rise are the result of self-heating in wires when the rated current (commercial frequency) is applied. When using, check and evaluate the value of the core temperature rise under actual operating conditions.

---

### Export Control

#### For customers in Japan

For products that are controlled items subject to the “Foreign Exchange and Foreign Trade Law” of Japan, the export license specified by the law is required for export.

#### For customers outside Japan

DC Line Filters should not be used or sold for use in the development, production, stockpiling or utilization of any conventional weapons or mass-destructive weapons (nuclear weapons, chemical or biological weapons, or missiles) or any other weapons.

## KEMET Electronics Corporation Sales Offices

For a complete list of our global sales offices, please visit <https://www.yageogroup.com/SalesResources/SalesOffices>

---

## Disclaimer

YAGEO Corporation and its affiliates do not recommend the use of commercial or automotive grade products for high reliability applications or manned space flight.

All product specifications, statements, information and data (collectively, the "Information") in this datasheet are subject to change. The customer is responsible for checking and verifying the extent to which the Information contained in this publication is applicable to an order at the time the order is placed. All Information given herein is believed to be accurate and reliable, but it is presented without guarantee, warranty, or responsibility of any kind, expressed or implied.

Statements of suitability for certain applications are based on KEMET Electronics Corporation's ("KEMET") knowledge of typical operating conditions for such applications, but are not intended to constitute – and KEMET specifically disclaims – any warranty concerning suitability for a specific customer application or use. The Information is intended for use only by customers who have the requisite experience and capability to determine the correct products for their application. Any technical advice inferred from this Information or otherwise provided by KEMET with reference to the use of KEMET's products is given gratis, and KEMET assumes no obligation or liability for the advice given or results obtained.

Although KEMET designs and manufactures its products to the most stringent quality and safety standards, given the current state of the art, isolated component failures may still occur. Accordingly, customer applications which require a high degree of reliability or safety should employ suitable designs or other safeguards (such as installation of protective circuitry or redundancies) in order to ensure that the failure of an electrical component does not result in a risk of personal injury or property damage.

Although all product-related warnings, cautions and notes must be observed, the customer should not assume that all safety measures are indicated or that other measures may not be required.

When providing KEMET products and technologies contained herein to other countries, the customer must abide by the procedures and provisions stipulated in all applicable export laws and regulations, including without limitation the International Traffic in Arms Regulations (ITAR), the US Export Administration Regulations (EAR) and the Japan Foreign Exchange and Foreign Trade Act.

*KEMET is a registered trademark of KEMET Electronics Corporation.*