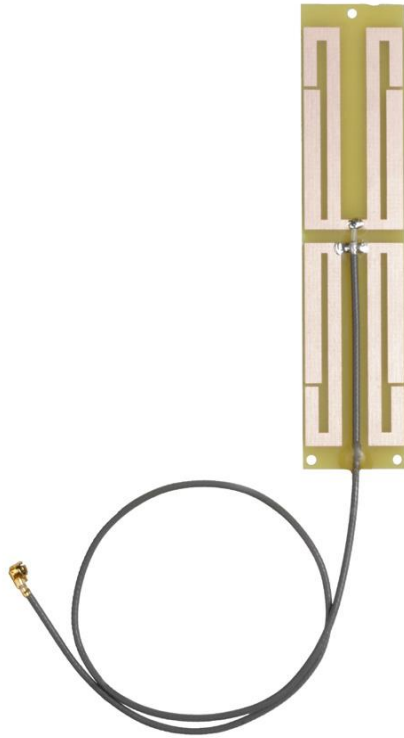


**Description:** 2.4/5GHz Dual Band Pigtail PCB Dipole

**Series:** Internal PCB antenna

**PART NUMBER:** W3513



### Features:

- Low profile
- Omni directional gain in XY-plane
- Size W x L x H (16 x 70 x 0.9 mm)
- Antenna feed cable length: 250mm (total) / 212mm (from radiator edge)
- Antenna feed cable: 1.13mm OD with U.FL compatible connector
- Lead free materials
- RoHS Compliant Product

### Applications:

- Access point routers 802.11n
- WLAN/WiFi 802.11a/b/g/n

All dimensions are in mm / inches

Issue: 1835

In the effort to improve our products, we reserve the right to make changes judged to be necessary.

CONFIDENTIAL AND PROPRIETARY INFORMATION

This document contains confidential and proprietary information of Pulse Electronics, Inc. (Pulse) and is protected by copyright, trade secret and other state and federal laws. Its receipt or possession does not convey any rights to reproduce, disclose its contents, or to manufacture, use or sell anything it may describe. Reproduction, disclosure or use without specific written authorization of Pulse is strictly forbidden.

For more information:

Pulse Worldwide Headquarters  
15255 Innovation Drive #100  
San Diego, CA 92128  
USA  
Tel: 1-858-674-8100

Pulse/Larsen Antennas  
18110 SE 34<sup>th</sup> St Bldg 2 Suite 250  
Vancouver, WA 98683  
USA  
Tel: 1-360-944-7551

Europe Headquarters  
Pulse GmbH & Do, KG  
Zeppelinstrasse 15  
Herrenberg, Germany  
Tel: 49 7032 7806 0

Pulse (Suzhou) Wireless Products Co, Inc.  
99 Huo Ju Road(#29 Bldg,4<sup>th</sup> Phase  
Suzhou New District  
Jiangsu Province, Suzhou 215009 PR China  
Tel: 86 512 6807 9998



**Description:** 2.4/5GHz Dual Band Pigtail PCB Dipole

**Series:** Internal PCB antenna

**PART NUMBER:** W3513

### ELECTRICAL SPECIFICATIONS

Antenna Type	PCB Dipole
Frequency	2.4-2.5G&4.9-5.9G
Nominal Impedance	50 Ω
VSWR	2:1
Radiation Pattern	Omni
Gain	2dBi
Efficiency(2.4-2.5G)	>65%
Efficiency(4.9-5.9G)	>55%
Polarization	Vertical

### MECHANICAL SPECIFICATIONS

Size W x L x H	16 x 70 x 0.9 mm
Weight	2.57g
Connector type	U.FL compatible connector
Cable type	Ø1.13mm Coaxial Cable, Black
Cable length	250mm

### ENVIRONMENTAL SPECIFICATIONS

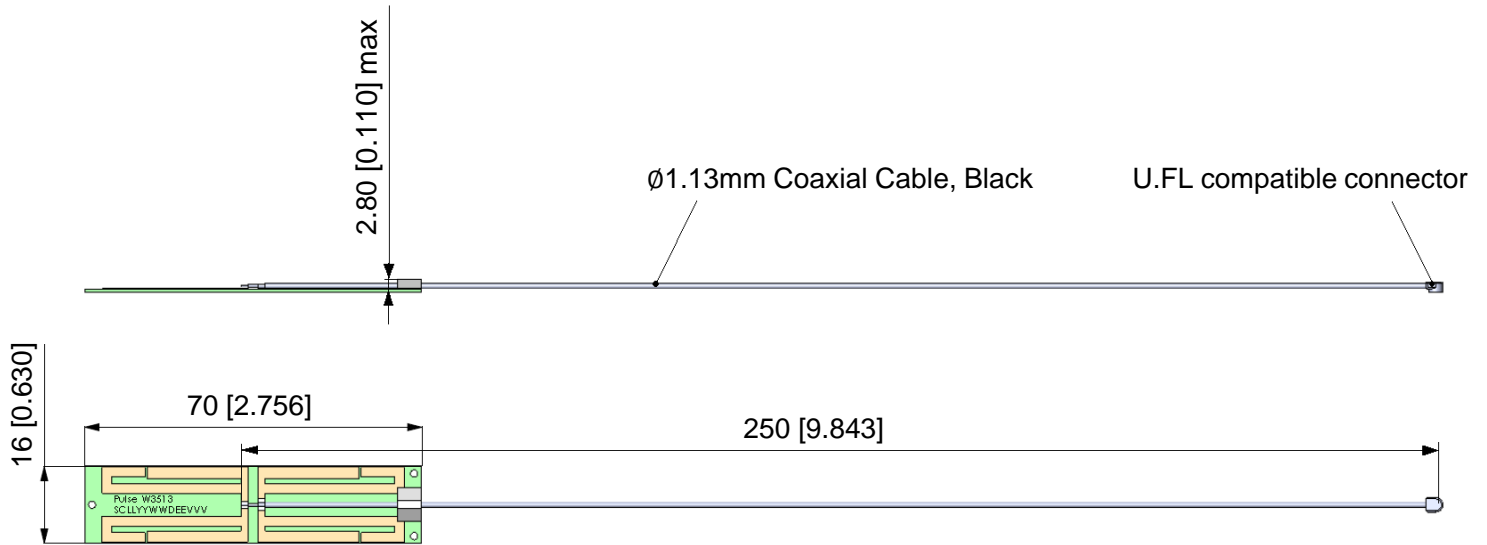
Operating Temperature	-40 to +85 ° C
Storage Temperature	-40 to +85 ° C
RoHS Compliant	Yes

**Description:** 2.4/5GHz Dual Band Pigtail PCB Dipole

**Series:** Internal PCB antenna

**PART NUMBER:** W3513

**MECHANICAL DRAWING**



Issue: 1835

In the effort to improve our products, we reserve the right to make changes judged to be necessary.

CONFIDENTIAL AND PROPRIETARY INFORMATION

This document contains confidential and proprietary information of Pulse Electronics, Inc. (Pulse) and is protected by copyright, trade secret and other state and federal laws. Its receipt or possession does not convey any rights to reproduce, disclose its contents, or to manufacture, use or sell anything it may describe. Reproduction, disclosure or use without specific written authorization of Pulse is strictly forbidden.

**Description:** 2.4/5GHz Dual Band Pigtail PCB Dipole

**Series:** Internal PCB antenna

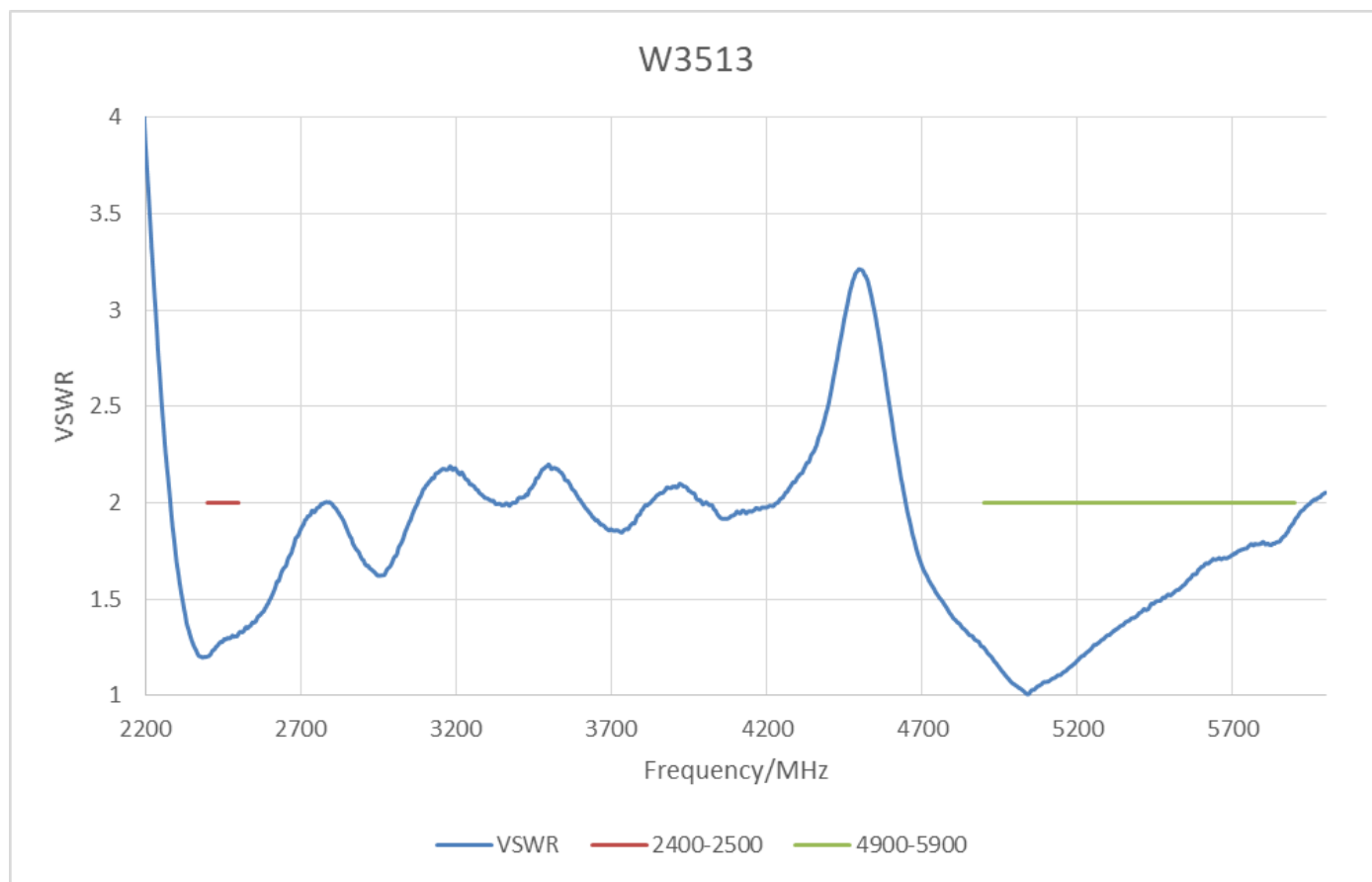
**PART NUMBER:** W3513

**TEST SETUP**



Test in free space.

**VSWR vs Frequency**



Issue: 1835

In the effort to improve our products, we reserve the right to make changes judged to be necessary.

CONFIDENTIAL AND PROPRIETARY INFORMATION

This document contains confidential and proprietary information of Pulse Electronics, Inc. (Pulse) and is protected by copyright, trade secret and other state and federal laws. Its receipt or possession does not convey any rights to reproduce, disclose its contents, or to manufacture, use or sell anything it may describe. Reproduction, disclosure or use without specific written authorization of Pulse is strictly forbidden.

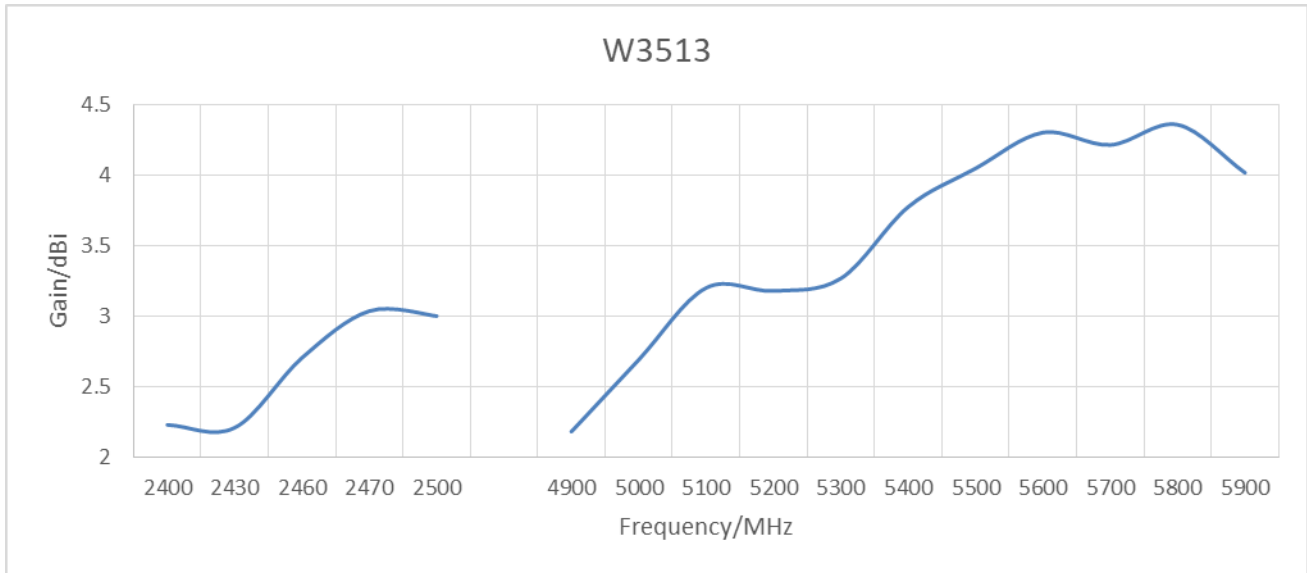
**Description:** 2.4/5GHz Dual Band Pigtail PCB Dipole

**Series:** Internal PCB antenna

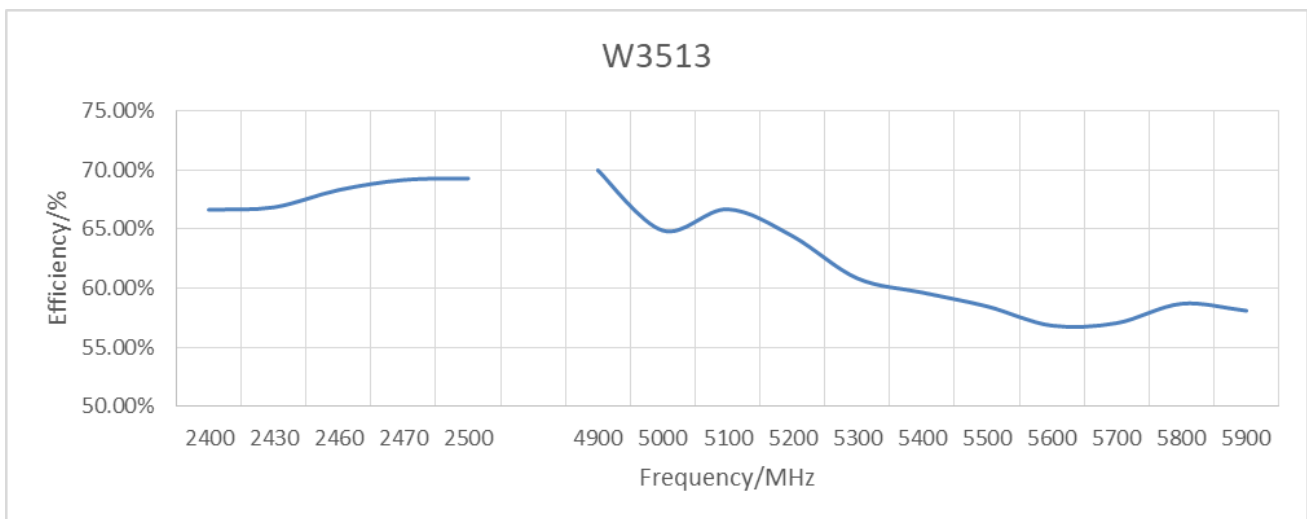
**PART NUMBER:** W3513

CHARTS

Peaking Gain



Radiation Efficiency



Issue: 1835

In the effort to improve our products, we reserve the right to make changes judged to be necessary.

CONFIDENTIAL AND PROPRIETARY INFORMATION

This document contains confidential and proprietary information of Pulse Electronics, Inc. (Pulse) and is protected by copyright, trade secret and other state and federal laws. Its receipt or possession does not convey any rights to reproduce, disclose its contents, or to manufacture, use or sell anything it may describe. Reproduction, disclosure or use without specific written authorization of Pulse is strictly forbidden.

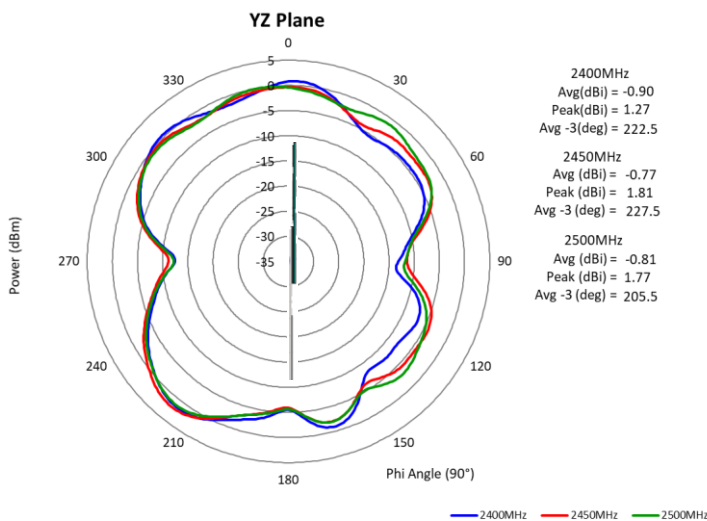
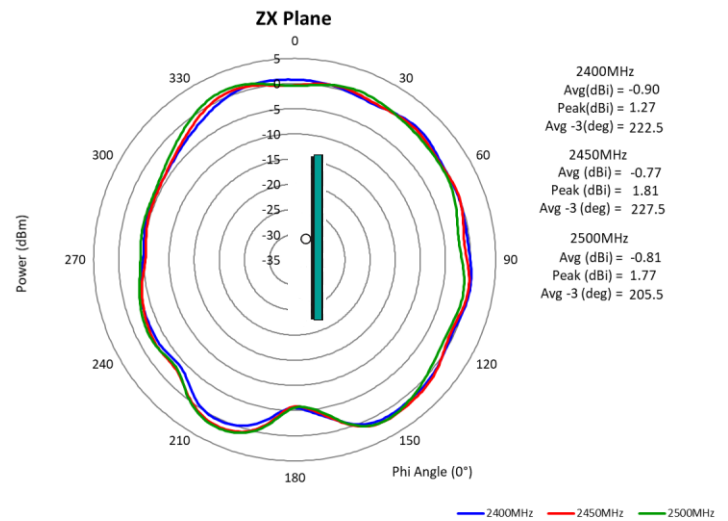
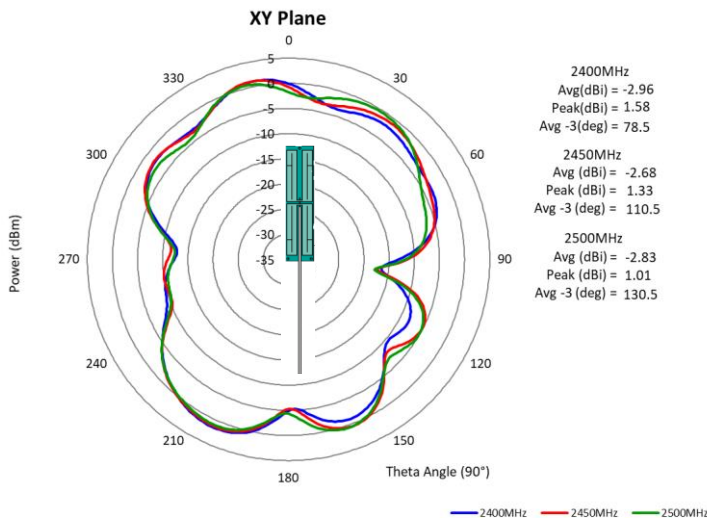
**Description: 2.4/5GHz Dual Band Pigtail PCB Dipole**

**Series: Internal PCB antenna**

**PART NUMBER: W3513**

**CHARTS**

**Radiation Pattern 2D(2.4G-2.5G)**



Issue: 1835

In the effort to improve our products, we reserve the right to make changes judged to be necessary.

CONFIDENTIAL AND PROPRIETARY INFORMATION

This document contains confidential and proprietary information of Pulse Electronics, Inc. (Pulse) and is protected by copyright, trade secret and other state and federal laws. Its receipt or possession does not convey any rights to reproduce, disclose its contents, or to manufacture, use or sell anything it may describe. Reproduction, disclosure or use without specific written authorization of Pulse is strictly forbidden.

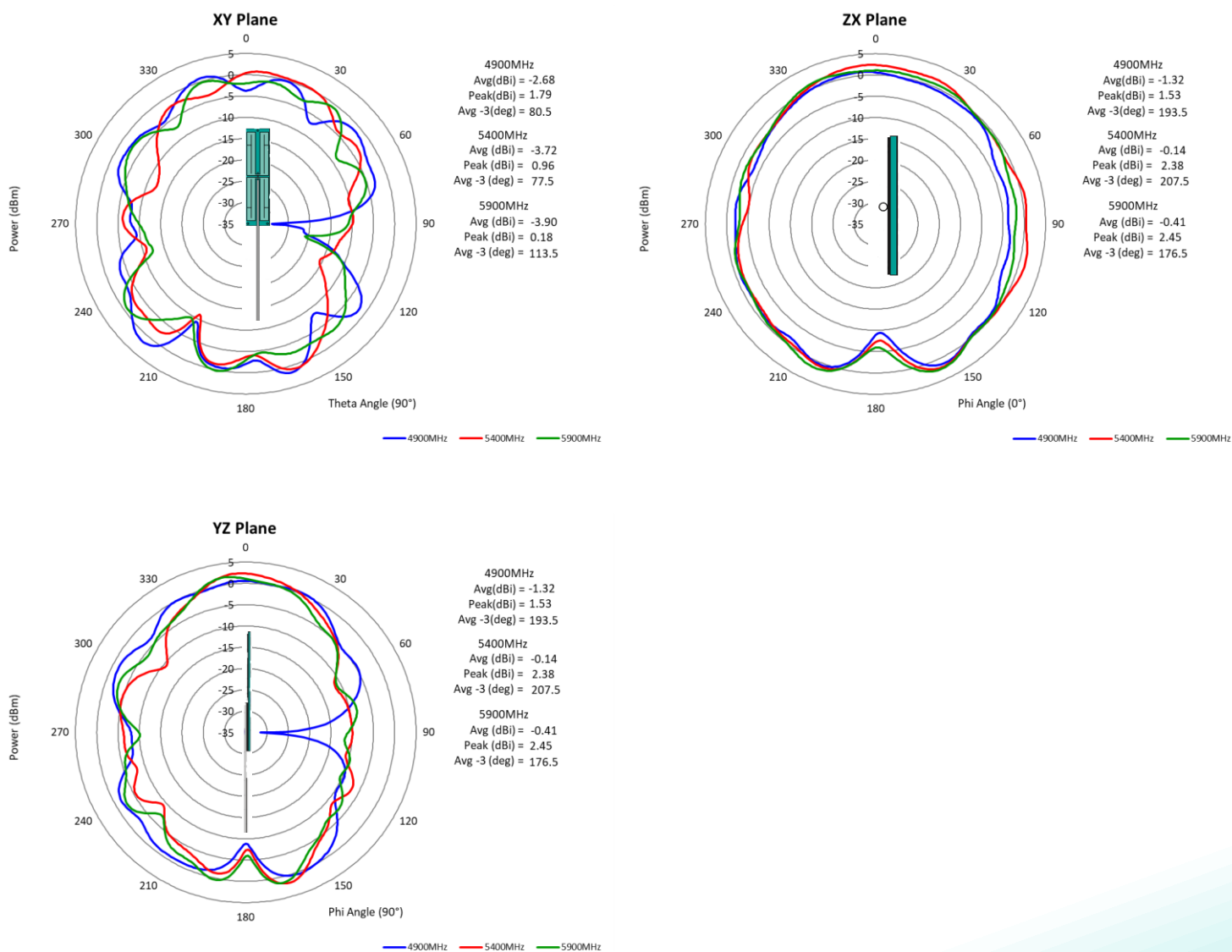
**Description:** 2.4/5GHz Dual Band Pigtail PCB Dipole

**Series:** Internal PCB antenna

**PART NUMBER:** W3513

**CHARTS**

**Radiation Pattern 2D (4.9G-5.9G)**



Issue: 1835

In the effort to improve our products, we reserve the right to make changes judged to be necessary.

CONFIDENTIAL AND PROPRIETARY INFORMATION

This document contains confidential and proprietary information of Pulse Electronics, Inc. (Pulse) and is protected by copyright, trade secret and other state and federal laws. Its receipt or possession does not convey any rights to reproduce, disclose its contents, or to manufacture, use or sell anything it may describe. Reproduction, disclosure or use without specific written authorization of Pulse is strictly forbidden.

**Description:** 2.4/5GHz Dual Band Pigtail PCB Dipole

**Series:** Internal PCB antenna

**PART NUMBER:** W3513

CHARTS

The VSWR when placed on different materials.

SETUP	Frequency/GHz	VSWR	
		Min	Max
Space	2.4-2.5	1.20	1.36
	4.9-5.9	1.00	1.90
ABS	2.4-2.5	1.36	1.55
	4.9-5.9	1.20	2.40
glass	2.4-2.5	1.43	1.57
	4.9-5.9	1.38	2.49
Metal_0cm	2.4-2.5	7.80	8.00
	4.9-5.9	5.16	6.00
Metal_0.5cm	2.4-2.5	4.75	4.96
	4.9-5.9	1.50	2.50
Metal_1cm	2.4-2.5	2.88	3.19
	4.9-5.9	1.4	2.21
Metal_2cm	2.4-2.5	1.69	2.03
	4.9-5.9	1.09	1.95
Metal_3cm	2.4-2.5	1.30	1.54
	4.9-5.9	1.10	1.79



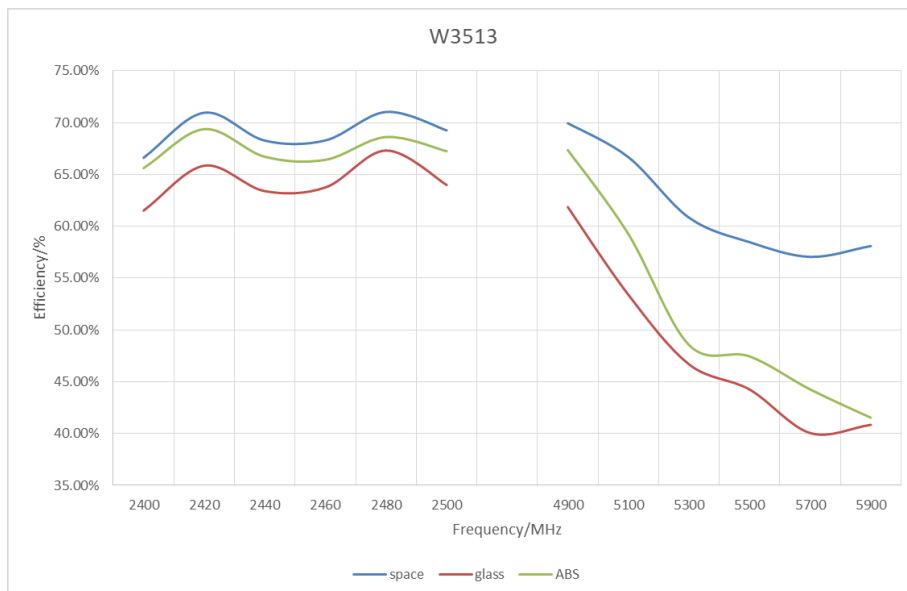
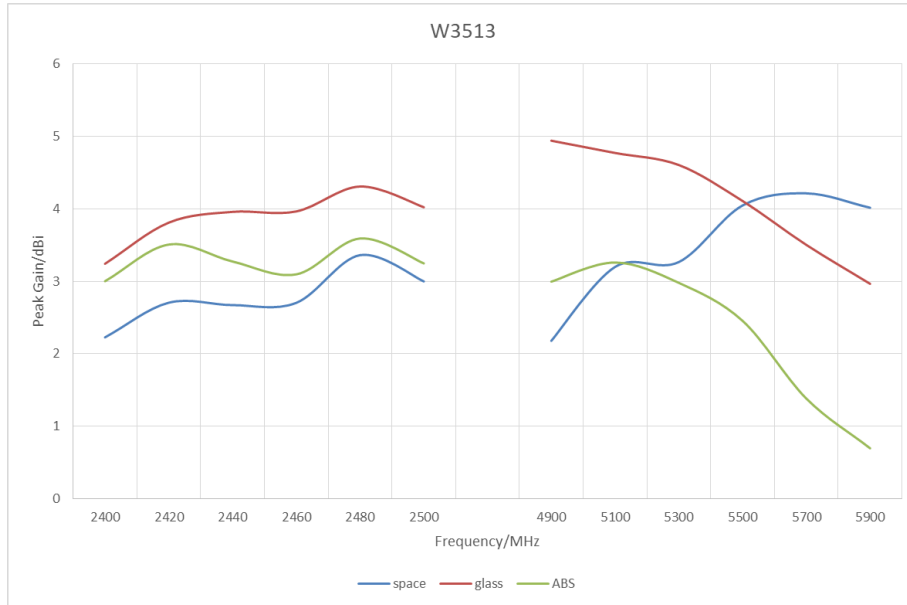
**Description:** 2.4/5GHz Dual Band Pigtail PCB Dipole

**Series:** Internal PCB antenna

**PART NUMBER:** W3513

**CHARTS**

Antenna is placed on ABS & glass.



When placed on ABS or glass, mainly difference is in high frequency band(4.9G-5.9G).Which performance will decline.

Issue: 1835

In the effort to improve our products, we reserve the right to make changes judged to be necessary.

CONFIDENTIAL AND PROPRIETARY INFORMATION

This document contains confidential and proprietary information of Pulse Electronics, Inc. (Pulse) and is protected by copyright, trade secret and other state and federal laws. Its receipt or possession does not convey any rights to reproduce, disclose its contents, or to manufacture, use or sell anything it may describe. Reproduction, disclosure or use without specific written authorization of Pulse is strictly forbidden.

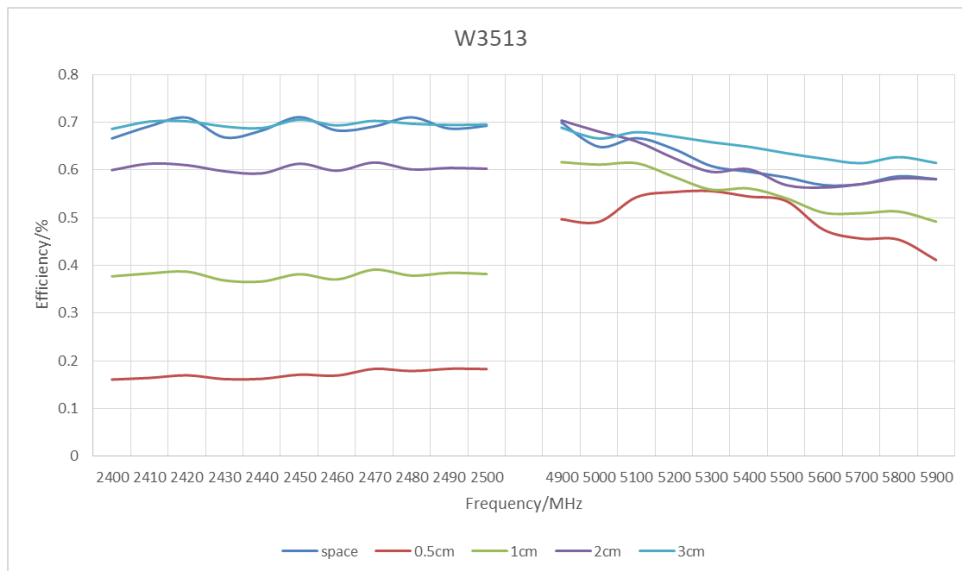
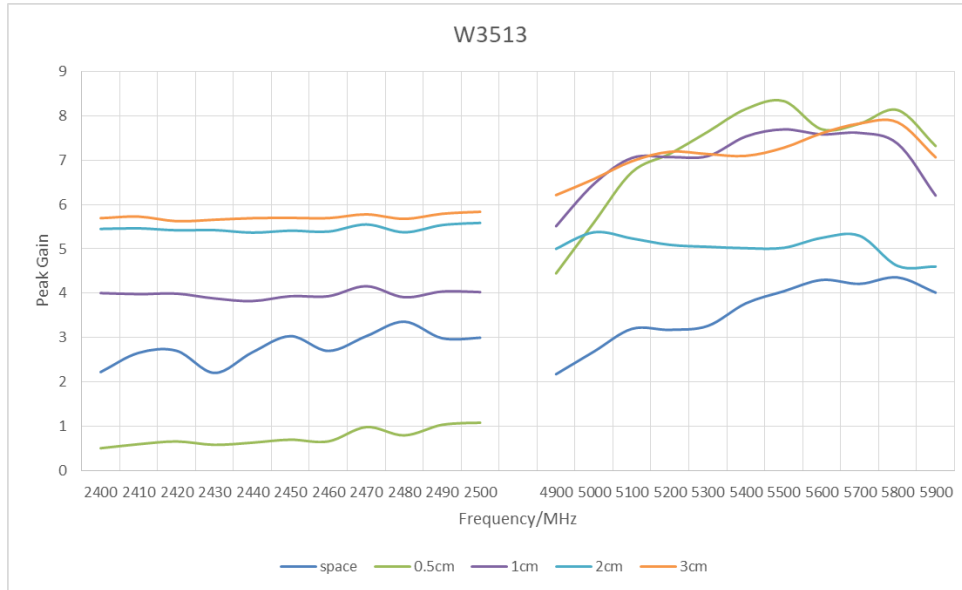
**Description:** 2.4/5GHz Dual Band Pigtail PCB Dipole

**Series:** Internal PCB antenna

**PART NUMBER:** W3513

**CHARTS**

Placed on metal with different distance.



When the distance is 0.5-2cm, the metal mainly affect the performance of low frequency band(2.4G-2.5G). When the distance is above 2cm,the metal will have a little influence in two band.

Issue: 1835

In the effort to improve our products, we reserve the right to make changes judged to be necessary.

CONFIDENTIAL AND PROPRIETARY INFORMATION

This document contains confidential and proprietary information of Pulse Electronics, Inc. (Pulse) and is protected by copyright, trade secret and other state and federal laws. Its receipt or possession does not convey any rights to reproduce, disclose its contents, or to manufacture, use or sell anything it may describe. Reproduction, disclosure or use without specific written authorization of Pulse is strictly forbidden.

**Description:** 2.4/5GHz Dual Band Pigtail PCB Dipole

**Series:** Internal PCB antenna

**PART NUMBER:** W3513

## PACKAGING

5 pcs per PE bag, 250 pcs per foam bag, 6 foam bags per box,  
1500 pcs per box.