

- Ⓟ **Current Rating:** up to 50A
- Ⓟ **Footprint:** 12.8mm x 20.5mm x 7.5mm Max
- Ⓟ **Frequency Range:** 20kHz to 1MHz
- Ⓟ **Insulation:** Reinforced, 10mm creepage and clearance
- Ⓟ **Hipot Isolation:** 5000 Vdc, 6 sec
- Ⓟ **Voltage Rating:** Up to 1000 Vpk

Electrical Specifications @ 25°C - Operating Temperature -40°C to +130°C

Part Number		Turns Ratio	Current ² Rating	Secondary Inductance (mH MIN)	DCR (mΩ MAX)		Hipot (Vdc)
Commerical	Automotive				Primary (8-7)	Secondary (1-3)	
PAS6322.030NLT	PMS6322.030NLT	1:30	50	0.30	0.5	240	5000
PAS6322.050NLT	PMS6322.050NLT	1:50		1.1	0.5	600	
PAS6322.100NLT	PMS6322.100NLT	1:100		4.5	0.5	2600	
PAS6322.125NLT	PMS6322.125NLT	1:125		7	0.5	4200	
PAS6322.150NLT	PMS6322.150NLT	1:150		10	0.5	6000	
PAS6322.200NLT	PMS6322.200NLT	1:200		17.5	0.5	12000	

Notes:

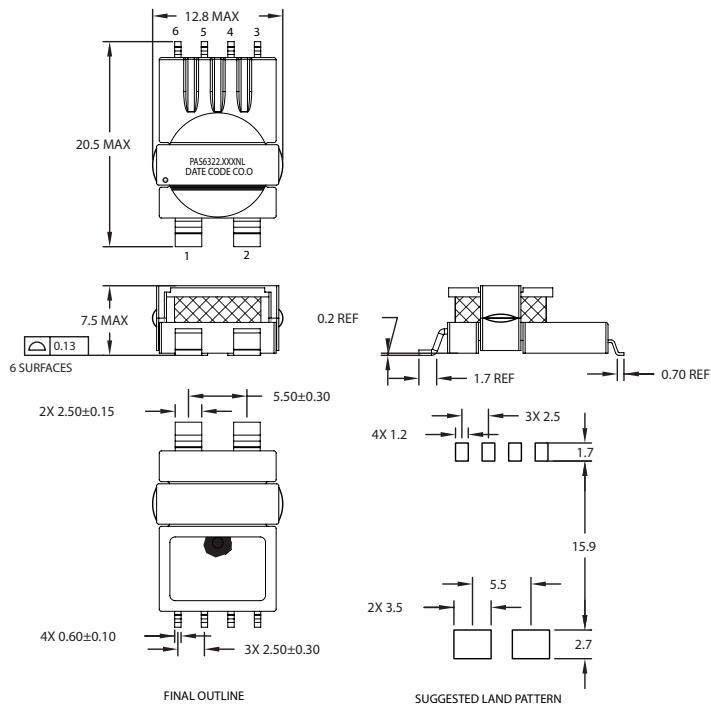
- The temperature of component (ambient temperature plus temperature rise) must be within the specified operating temperature range.
- The maximum current rating is based upon temperature rise of the component and represents the DC current which will cause a typical temperature rise of 40°C with no airflow.
- To calculate value of terminating resistor (Rt) use the following formula:

$$R_t (W) = V_{ref} * N / (I_{peak_primary})$$
- The peak flux density of the device must remain below 2000 Gauss. To calculate the peak flux density for uni-polar current use following formula:

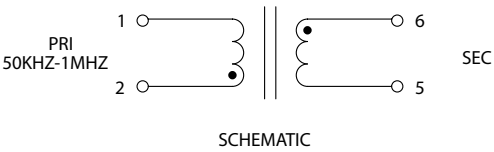
$$B_{pk} = 18.2 * V_{ref} * (Duty_Cycle_Max) * 10^5 / (N * Freq_kHz)$$

* for bi-polar current applications divide Bpk (as calculated above) by 2.
- Optional Tape & Reel packaging can be ordered by adding a "T" suffix to the part number (i.e. PAS6322.XXXNLT becomes PAS6322.XXXNLT.T). Pulse complies to industry standard tape and reel specification EIA481.
- Creepage & Clearance is in accordance with IEC 61558-1 for reinforced insulation to a working voltage of 300Vrms (for basic insulation to a working voltage of 1000Vrms) based on material group III, pollution degree 2, OVC II and 5000M altitude.
- Rated voltage is based on a positive partial discharge test (discharge < 10pC) during the design phase (not production tested), in accordance with IEC 60664 for basic insulation. In an application which requires a reinforced insulation barrier, a rated voltage of the equivalent peak voltage of the 300Vrms (sinusoidal) working voltage, 424Vpk, is defined and confirmed by partial discharge testing.

Mechanical



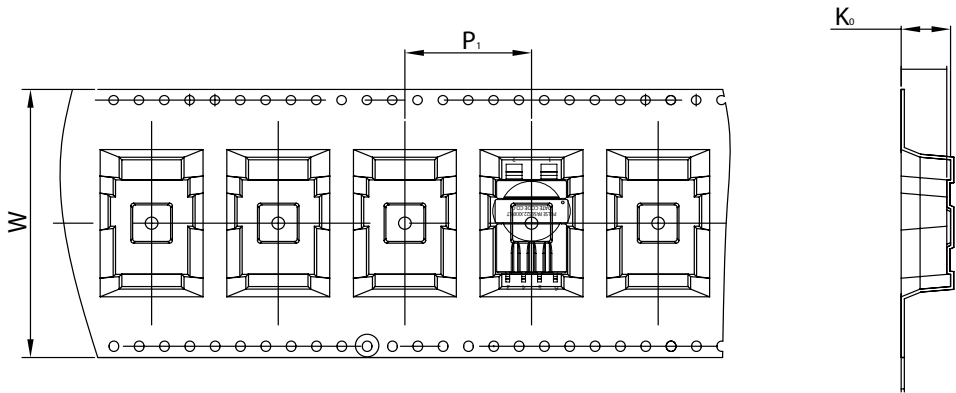
Schematic



Weight2 grams
Tape & Reel350 pcs/reel

Dimensions: $\frac{\text{Inches}}{\text{mm}}$
Unless otherwise specified,
all tolerances are: $\pm \frac{0.10}{0.25}$

TAPE & REEL INFO



SURFACE MOUNTING TYPE, REEL/TAPE LIST				
PART NUMBER	TAPE SIZE (mm)			QTY PCS/REEL
	P ₁	W	K ₀	
PAS/PMS6322.XXXNLT	20	40	7.5	350